UKSRC Newsletter No 74 May2026.

Introduction

An interesting month, not just because of personal happenings (see later) but also on a national and world-wide basis. We have come to the end of the 2025/26 football season and the Page and I who have long followed different teams, he since childhood, the Leicester City 'Foxes', and me since my son's childhood when we used to go to Ipswich and followed Ipswich Town's 'Tractor Boys'. Now after a year when both teams were relegated from the Premier Division, we have had a season of dramatic difference! The Foxes have been further relegated from the Championship to League One, Ipswich have alternatively, by some miracle bounced straight back to the Prem though whether this will last longer than a single season remains to be seen! I personally don't think they are rich enough to achieve that!

We are also just back from a holiday in North Wales, hence this Newsletter is late – apologies!

UKSRC Business Post Skid Stick II

No new members this month, but can I please take this opportunity to ask all members to drop Dave Nichols an e-mail to confirm you are still of this world! I have lost touch with an old friend and likewise a couple of members have not responded to an e-mail so am not sure what may have passed!

Note: Sunday June 14 Kring hosted Slide rule workshop, see https://www.rekeninstrumenten.nl/workshop/index.htm

It is still planned to hold a face-to face IM. Date To Be Announced. Karl Kleine still looking for contributions.

Karl.Kleine@eah-jena.de

People and Slide Rules

Having made a big deal about my new 6' slide rule, I was busy looking for more examples of People with their slide rules, and came across this quite incredible wall of side rules, which, with its story, can be found at: https://www.allaboutastro.com/sliderules.html on "Jay's slide rules. Quite incredible!



And for the really brave, have a look at:
https://www.facebook.com/groups/spacehipsters/posts/25551986034419605/

*A*nd then Karl found another brilliant late 1950's advert. The man must have an incredible stockpile of such goodies:



The June 1957 date is way before any form of CGI so someone will have had to photograph the man in his contorted pose and the whole advert will have had to be laid out man-draulically. I had also never realised that MacDonnel-Douglas ever did business simply as Douglas – one lives and learns, many thanks Karl!

And then another interesting bit of history from Karl: " *here is nice little item from the BBC archives. I extracted two pictures from the video, your choice which one you like best. and here is the text for it:*

If you need some information or have something to compute, then more often than not, and depending on your particular need, you will nowadays simply pick up your smartphone or tablet, or sit at your PC, and there will be some 'app' for your needs. If such software is not available, just ask "Aunt Google" or one of her colleagues. Given recent developments in 'AI', you might even be able to speak your request to the machine instead of typing your request in some particular (and often strange) lingo.

The dimensions in depth and width of the development of both computing and communication technologies in the last half century are simply mind-boggling. Have a look even a few years back, i.e. 59 years, for a BBC TV broadcast in 1967 about the new availability to access a computer via the UK GPO telephone network by teletype. We have come a long way.

From the BBC archives: https://www.bbc.com/videos/cw025489gv2o

[Hint: check https://www.bbc.com/topics/c01yxyz46myt, https://www.youtube.com/BBCArchive, and https://archivesearch.tools.bbc.co.uk/welcome for other items of your interest in the available BBC archives]

Hon Ed: *Incredible memories! Thanks.*



Hoppy's meander!

This month has included a variety of entertainments, though my use of that word is a touch cheeky as we have not only had our Mystery day out, but also the Mystery weekend, as well as the annual medical mystery tours where us oldies have suffered the indignities of Phlebotomists who have struggled to extract the red stuff which has then gone somewhere else to be "measured". And then for some completely unfathomable reason, I was told medically that since Covid (2020) I have been diabetic which proved untrue after I dared query it and we had a serious look back through my "bloods"! But in the meantime I have been started on the various diabetic checks – eyes, feet, food, weight etc., etc., all of which are perfectly reasonable if such is the case and you truly are diabetic, but are a royal pain in the hoop if you are not! Apart from these it was also the month for spectacles, and teeth and the Spring Covid vaccination, plus I am still manfully(?) going to my strength and balance classes/Clinic which is supposed to help with my balance which has been really crap after they seemingly randomly doubled my statins dose. These apparently benign medications are not quite so innocent as is made out, and if you are brave/stupid enough to read the medication information inserts in the boxes you realise that is precisely the case and almost everything can be blamed on them! But such is life!

Anyway, starting chronologically with our mystery day, to the fens (Wilburton and Littleport) in the morning then Swaffham for lunch and finishing in Thetford for tea and finally home, A great day out and one that brought back so many memories starting with rallying in and around Thetford Forest in the 70's and 80's , usually based at a garage in Mundford, where as a Rally Official doing "Course Car" and trying desperately to keep in front of 100 competing Rally cars through to much later when our daughter moved to Kings Lynn for work and it used to be a regular entertainment going to that area. I also worked in a crew who included a "farmer" with bright ideas but a dicky tummy who was based just outside Littleport and was a "regular" to Kings Lyn hospital!

And then our Mystery weekend! Quite amazing really but a number of Carol's mates still cannot make out that we should climb into a coach with a number of fellow travellers and have no idea where we will end up! And what's more we will have paid good money for that completely unknown pleasure to come! Folks are strange!

As I mentioned elsewhere the earliest clue when we hit the M11 was 'south' and then anticlockwise round the M25, it could have been many places! We ended up lunching in Winchester, and from there not that far away based at a great hotel, The Norton Park Hotel, a "Q" hotel in in Sutton Scotney on the outskirts of the New Forest, somewhere I had driven through on several occasions on business but never visited. The Saturday was spent in the Forest, a fascinating place with all sorts of archaic rules and regulations where New Forest ponies have right of way over cars, Burley in the morning and then Lindhurst (the "Capitol") in the afternoon. Most entertaining, recommended if you have never visited that part of our great nation.

The journey home was via an extended visit to Windsor. Their majesties were in residence and the place was heaving with Boy Scouts (of which there are now also the female variety, no surprise since human rights prevail) as apparently (according to Dr Google) on the Sunday nearest St George's Day King's scouts march in Windsor near the palace, the only occasion in a year when they do so!

A great weekend, for me the cooked hotel breakfasts are the real deal and what the holiday is about!

Never too old to learn



I had always thought that I was of the WD-40 and Gaffer Tape generation, If it should move and does not, apply WD-40; If it should not move but does, apply Gaffer Tape. It turns out that there is an even more magic elixir which I had never previously come across until I read about it in the Instruments Group, the fascinating 43 page History of this marvellous product, and the uses to which it can be put can be found here:





https://ballistol.de/out/pictures/ddmedia/29691_Ballistol%20Story%20EN.pdf

I have ordered a small bottle to try, watch this space!

Anything that can be used to pep up a salad and preserve your guns and garden tools as well as stop a horse fly biting your steed or stopping a mosquito bite itching, just has to be reckoned with!

My bottle of Ballistol has arrived and been tried on some garden tools – OK, and further items will be tried in time

With many thanks to Karl comes a timely reminder that we had postage stamps with slide rules.



These Romanian stamps featured in Skid Stick 41 in 2016. Karl says: *"When looking through a pile of xeroxes etc., etc., I found a little letter envelope with two Romanian postage stamps in it. I also*

placed them on the scanner @600 dpi, and you find the scan attached to this email. They are obviously special post stamps for a congress in Bucharest in 1957.
You will probably have seen them before, but here is a hi-res picture of them unstamped.

And then in a lovely quite parallel bit of ***slide rule Miscellany,*** Coln Tombeur sent me a listing of pop music that contained the words "slide rule" Now I had quite genuinely believed that Sam Cooke's ***"Wonderful World "*** was the only candidate until Colin blew that theory right out of the water! He writes: "*On a fun newsletter note, and I'm sure this has probably been mentioned before… the radio was on the other day and something caught my ear. I did a bit of digging and realised I was right - the song "Wonderful World" by Sam Cooke, released as a single in 1960, mentions a slide rule in the lyrics. It's the one that starts "Don't know much about history, don't know much biology…" and in the second verse he sings "Don't know what a slide rule is for". It's quite a well-known song, often on radio, and used in TV, films and a famous Levis TV ad in the 1980's, and covered many times by the likes of Hermans Hermits, Art Garfunkel, Otis Redding, Rod Stuart, Diana Ross and others. Originally got to no. 12 in the US charts, and no. 2 in the UK on re-release after the Levis ad. Who knew! One wonders if it did anything for sales at the time, haha.*

Obviously it begs the question of other famous songs mentioning slide rules. Perhaps unsurprisingly a quick search reveals, er, pretty much nothing that's likely to ring any bells. Attached are some including Sam Cooke (I've not included the many, many covers of that!), most are pretty weird.

I'll leave it up to others to dig up any more if they want to go down this rabbit-hole! **Hon Ed:** *and here is his incredible spread sheet:*

Artist	Song	Lyric	Writer	Album	Released	Chart
Sam Cooke	Wonderful World	Don't know much about geography Don't know much trigonometry Don't know much about algebra Don't know what a slide rule is for	Lou Adler, Herb Alpert, Sam Cooke	Single only	1960	US 12, UK 27 (2 in 1988)
Connie Francis	He's Just a Scientist	He's nobody's fool (He's just a scientist) Workin' on that slide rule (He's just a scientist)	John D. Loudermilk	?	1961-2	?
Bruce Cockburn	Starwheel	Crystal drift on the whistling wind Constant change is the space we're in You may use a slide rule or a golden crown But nothing's worth it that you can pin down See how the starwheel turns	Bruce Cockburn, Kitty Cockburn	Joy Will Find a Way	1975	Album track
Gordon Lightfoot	In My Fashion	Now take a look at me Do I look like the kind of guy The kinda fool who went to school And had to stand on a stool, Because he couldn't come t' terms with a slide rule	Gordon Lightfoot	Shadows	1982	Did not chart (album US 87)
Melissa Manchester	Mathematics	Night after night, I'm staying up late Working with my slide rule trying to calculate The good you've done and what's to come of us	Brock Walsh, Robbie Nevil, Melissa Manchester	Mathematics	1985	US 74
Crosby, Stills, Nash & Young	Drivin' Thunder	And I ain't too good with numbers And I've just run out of fuel Here comes another corner baby Let me demonstrate my slide rule ... Driving school, Slide rule, Driving skills, License to kill	Stills, Young	American Dream	1988	Album track (album US 16)
The Mountain Goats	Collapsing Stars	When we hid out behind the risers at he high school, Working bitter calculations with a slide rule. The grim particulars of poisoning the swimming pool, Well you looked me in the eye, Ready to die.	John Darnielle	Come, Come to the Sunset Tree	2005	Album track
Aesop Rock	Five Fingers	Trickery and backtalk, fresh outta high school On the prickly catwalk of the modern grind slide rule	Ian Bavitz	None Shall Pass	2007	Album track (album US 50)
STRFKR	Medicine	So I went up to the window and there displayed Were chronometers, slide rules, scales, And all kinds of what we would now call scientific	STRFKR	Jupiter	2009	Album track
Headstones	Done the Math	I've done the math, calibrated the imperfections I've got my slide-rule from school You add it up, and it don't add up And shed some light on it too	Hugh Rush Dillon, Leonard Joseph Mccarthy	Little Army	2017	Album track



This piece of Vinyl was first mentioned in Skid Stick 25 in a piece by David Rance , For a few pounds I got a modern jazz "Slide Rule" classic. This Parlophone LP (PMC 1138) dates from 1955, and features two well-known trombonists – Danish, Kai Winding and American, Jay Jay Johnson. The eye-catching title clearly refers to the telescopic slide on a trombone or "sackbut" - a name, according to the album sleeve, that goes back to Roman times. It could be regarded as sacrilege that I only have it as a "prop". In 2005 this recording featured twice (July and October) in the BBC Radio 3 "Jazz Record Requests" programme. Incidentally it is also available on CD (LHJ 10179)!



This vinyl record then featured in SS 26 with the following comment by me : "Loved the bit about David's slide rule vinyl. I am amazed that I have never come across it when I have been looking. However my collection of images has a different record:
See attached, by Jerry Douglas, award winning Jazz musician, born 1957,Album: Slide Rule published (is that what happens with vinyl?) 1992.

And then in Skid Stick 42 we had yet another vinyl record with the following comments: A very different "side rule" image – that from the front of a vinyl record dated 1961, The blurb goes on to say: J.J. JOHNSON & KAI WINDING Slide Rule (Amazing 1961 Japanese 10-track white label promo sample LP, pressed by Toshiba Musical Industries on glorious **RED** 'Everclean' vinyl, unique pinched spine scalloped flipback picture sleeve with Japanese sleeve notes on the back. It costs £83 to buy – wow! My own copy – a valued gift – is the original Parlophone Mono recording from 1955, see SS 25, p10.





And then in SS 44 we find the final piece of vinyl: It is quite amazing how slide rule items seem to repeat when least expected. We have yet another example of "slide rule vinyl" this time an extended play Album from ***Ambrose and His Orchestra***. This has also been seen as a single 78 rpm record, and obviously appeared on several pressings and goes to add to those mentioned in SS 25, 26 and 42 (Feb and June 2007, and Oct 2012. This time it is only a single tune on the 1955 MGM-EP-544 – anyone got a copy?

An interesting bit of chicanery



When we checked in at our hotel for our Mystery weekend, it was interesting - and slightly unusual – to be handed two wooden Key cards for our room (left). And they truly are wood. Just holding the card against the lock when we got to the room was sufficient to open the door, and of course one card had to be inserted into a "cup" on the wall to turn on the lights when we got in, but it was obvious that there were "electronics" within the card, confirmed by holding the card up to a bright light which shows the essential shadow areas within the card. But a nice piece of "eco-friendly" technology and the receptionist was more than happy to let me keep it when we checked out so cheap as well ! A nice memento of the holiday hotel, and the whole break.

Matters Arising

My mind was quite blown away by the graphic that was shown courtesy of Karl and Hon. Page in the Bear's contribution to the last Newsletter (page 41). This showed that between us we have produced 2021 pages of Newsletter which is one quite incredible data source apart from the sheer quantity of words - thank you Karl just for keeping count, and thank you Page for applying the final polish and publishing! It is really nice to know that someone is looking over my shoulder and will trap the worst of my excesses!

I must also confess to laughing out loud at some of the cartoons that came courtesy of Hon. Page's reference to cartoonstock.com which I am well aware of and have used for slide rule cartoons as well as Carl Giles and others, thank you for a timely reminder!

Having shown the picture from Nathan taken at the RAF Museum at Hendon, as I said it was many years since I had been there, lo and behold an unexpected change and a bit of serendipity changed it all!

6 months ago we had signed up for a day trip to visit the Neasden temple with our favourite local coach company, see https://londonmandir.baps.org/, but with the morning to be spent at the Wembley Designer village. Not my favourite occupation but such is a necessary compromise. Then serendipity, on the evening of our planned trip we now had England Ladies v Spain ladies at Wembley, which meant that on the morning of the trip all the roads around Wembley were closed ready for the evening's football, and coach parking jacked up to £130! Wow, and hence a popular alternative destination the RAF Museum Hendon instead! Yippee! Super alternative, most enjoyable and what a fantastic museum, and how lovely to have an unplanned visit when I had just been reminded of the place! Most enjoyable and I even found the display Nathan had photographed! The temple in the afternoon was spectacular and when one realises that it was built in a mere 3 years by 1000 volunteers it is pretty special. Recommended!

I'm always a tad paranoid when I have ***Win 11 computer problems***; I mean it can only be me who has such simple problems! So I was absolutely delighted to hear from Ray Hems who also had the same similar Internet problems. And I include his information for the benefit of other who must also be having problems. He says: "*I was interested in your experience of W11 described in the newsletter, and I thought I would share mine*

I too had a shiny new Dell W11 machine which had a very slow connection, down to 12Mbps most of the time. Strangely it would give the normal 60Mbps on start up but would degrade over 30 minutes or so.

A remote play with the pc by Dell and long conversations with BT followed, including two visits which seemed to improve matters only to fall back after they left.

So I asked Google why do I get slow internet speeds and found this response on Apple forums:

"By far the easiest way to cause poor performance, instability, overheating and crashing is to install ANY third-party speeder-uppers, Cleaners, Optimizers, or Virus scanners, Bit Torrent, or a VPN that you installed yourself. The main reason is that they are relentless in scanning your files, non-stop, looking for virus-like patterns in Everything, or looking for files that have changed. When completed, they do it all again.

Third-party file Sync-ers such as DropBox, BackBlaze, OneDrive, or GoogleDrive can ruin performance, but are not inherently dangerous. Are you running anything like that?"

I am using Backblaze as backup for my pc, so I turned it off, and instantly the internet speed shot up. Clearly at pc start up speeds are good until Backblaze 'warms up' and begins its search. I have now adjusted Backblaze so that it does not throttle the pc.

I never had this problem with the old Dell machine so the circuitry in the new one obviously reacts differently

We rely on constant fast internet and it is frustrating when it isn't!

Hon Ed: I must confess that I found it delightfully ironic that Doctor Google was able to come up with an answer on Apple Forums! I don't use many / any second party apps yet – as I answered him***:*** Fascinating to find someone else with similar slow/ intermittent internet problems, a real pain in the hoop!

I must admit once I had discovered the metered connection nonsense my main problem went, but W11 is glacial compared to W10 previously. I don't need fast internet, but when you have it it's a pain when it dawdles. I have so far not added many third party apps but AVG is there and I have been thinking of adding CCleaner (in its latest incarnation a definite No-no says the Page) as it is really amazing how much crap seems to accumulate with Win 11 in a very short time.

I normally upload Newsletter in Word to Rod via Dropbox and it had a hissy fit this time which I thought somehow was W11 inspired, had to use WeTransfer, which was fine.

Having signed on to Windows Central it is quite amazing how many W11 problems they come up with, many entirely self-inflicted. Definitely trying too Daphne's hard!

I thought it lovely that Apple forums came up with your answers! I must admit that Family Hopp senior and family Buckingham (my daughter) are all Apple users, phone and tablets): and it is much less grief and smoother to update etc.

Karl then also sent me a German IT magazine report on Windows 11 which similarly emphasised its super cleverness and emphasised that if one opts for W. 11 one becomes a Beta tester – you have been warned!

Further forays with Windows 11

An e-mail conversation with the most honourable Page was useful and fascinating for the rabbit holes it opened up in the Microsoft cosmos, beyond what I learned from Windows Central see later!

I learned that CCleaner which had been the go-to Cleaner in Win10 days was now to be avoided at all costs and had been replaced by another tool, he elucidates: " *The recommended ones at the moment - although I've not used either - but both free are Bleacbit, found at:*

https://bleachbit.com

and surprise, surprise, surprise a very good one (what am I saying!) from Microsoft called Wintoys found in their Microsoft Store or downloaded from:

https://apps.microsoft.com/detail/9p8ltpgcbzxd?hl=en-GB&gl=GB

Now I've had some bothers getting Bleachbit to work, but I'm certain that is simply a screw loose in the Driver (me!) and WinToy has so many bells and whistles that I am struggling to find an Idiots guide to it! Watch this space! There are at least two YouTube videos which have so far confused more than enlightened.

More Matters arising:

Ray then also responded to the item on *ME's* he said: Another comment from the newsletter - *regarding the section on adverts from the Scientific Publishing Co., I have a slide rule instruction book by them which I have put on eBay which you might find of interest - # 157836347874. It specifically describes the use of the ME in some detail See Good Reads.*

David Riches was then able to lighten my darkness wrt the ***Beam Compass*** in my Widgetry, he said: *"Thanks for yet another excellent newsletter. On page 42 you show a beam compass that is unnamed. It was made by J J Threadwell who are infamous for not putting their own name on the items they made. It appears in both of the Threadwell catalogues I have, one dating from between the wars and the other dating from 1948. I have attached scans of the relevant pages from the earlier one. This particular beam compass appears on eBay quite frequently with the names of various resellers on it such as Reeves.* ***Hon Ed:*** Heard of Treadwell, and it is so much nicer to know, thank you.

Back in 1998, after I appeared with my collection of drawing instruments on the TV programme Collector's Lot", I was contacted by Mrs Betty Lamerton who had been an instrument maker working for Threadwell for over 40 years, retiring in 1986 when it ceased trading. I drove to London to meet her and purchased a collection of NOS instruments from her and she gave me photocopies of the two catalogues and some leaflets that had been her working copies and which contain names and prices for wholesale customers including W F Stanley, Charles Baker, and others. ***Hon Ed:*** Who else remembers Collectors Lot? Sadly I don't remember David appearing but the inestimable John Knott one of our founder members, appeared on it and I have a picture from that occasion.

I have also attached photos of a recent purchase, a Richmond's Improved Milk Scale about which I know very little. I presume the Dairy Supply Co Ltd did not make it themselves - who did and when? I presume its purpose was to determine the fat and solids content of milk but how exactly was it used and by whom? Any help answering these questions would be most welcome.



By one of those lovely coincidences I too have a Richmonds Milk scale bought some long while ago , and indeed is covered in an article by the late great Tom Martin way back in Gazette 7 page 90 and 93, see https://tinyurl.com/y63hxx48

It is one of those pretty unusual devices with a special use! Which makes them quite special.

Beauty and the Beast

Newish member Chris Morris sent in this piece which could well be a Postscript to the items on the Apollo/Gemini pictures of Buzz Aldrin. Chris says: *"Which is the Beauty and which is the Beast depends on one's point of view. Perhaps both are Beauties: the 1960's Pickett N600-ES pocket slide rule as carried to the Moon and the 1970's HP LED calculator, also carried to the Moon on later expeditions. Both are stellar examples of the height of computing excellence, even if the slide rule was eventually doomed by the scientific LED calculator. In turn that clever first LED calculator was doomed by the LCD calculator (itself a Dorset invention for the nematic display - perhaps another article?), which was in turn doomed by the SmartPhone (aargh!).*

Notice how similar in length they are, the mark of a good hand-held device. The Pickett aluminium construction was the best of the all-metal type (there were several imitators on both sides of the Pond). It still works perfectly 60 years on. The only missing features, compared to European slide rules, are self-documenting and the Pythagoras scale. The ergonomics were first class, no other manufacturer made a more compact 5" rule that ran so smoothly - with a dab of vaseline very occasionally :-). The well-defined printing on the Eye-Saver Yellow makes for easy reading, despite the pocket size. ***Hon Ed:*** I see and understand where he is coming from Picketts are the very best of metal slide rules, and I too have a soft spot for them!

The hand-sewn fine leather case is a thing of beauty in itself, again never equalled (and patent-protected). It even has a special pull tab to remove the rule from its case without having to mess with the cursor.







The HP-34 calculator shown here has Bernhard Emese's ingenious Panamatik upgrade kit from Dusseldorf, adding lots of features and the ability to show text, as well as dropping battery consumption (the Achilles Heel of LED calculators) to a fraction of before. It turns out those cosy red LEDs were ***not*** *the culprit, it was the power-hogging PMOS and later NMOS circuitry. Panamatik uses CMOS.* **Hon Ed:** HP calculators are very special and my ears pricked up immediately I saw (mixed metaphor!) Bernhard Emese's name and that of Panamatik, as they were entirely new in any context. See later

The case, of fine leather, is also a thing of beauty. Luckily this is not the ugly voluminous plastic case made by HP at the time, It is a design from EduCALC in California (Richard Nelson) who produced many good upgrades for HP calculators in the 70's and 80's.

So there we have it, ***Beauty*** *and the* ***Beast*** *- or not?*

Hon Ed*:* ***Bernhard Emese; Panamatik***

A Google search on ***Panamatik*** comes up with a whole host of repair items for the complete suite of HP calculators and less directly a history of improvement kits to develop these calculators in the most radical ways such that it is almost as if you no longer might be using an HP calculator but instead a Panamatic one. Not something I had ever come across:
see:https://www.panamatik.de/html/hp_calculator_repair_kit.html

The HP Museum forum, https://www.hpmuseum.org/forum/thread-20999.html gives an idea exactly how transformational a Panamatik update can be to an HP Calculator user, and indeed there are multitudes of web sites singing the praises of the company.

A search for ***Bernhard Emese*** was less successful coming up with a man who appears to have been intimately involved with HP Calculators and the production of a raft of improvements. https://hhuc.us/2016/files/Speakers/Geoff_Quickfall/HP-01_Cricket.pdf is a fascinating presentation by the man on an HP-01 watch calculator and its improvement and also another new term for me, the HP Woodstock seriues of Calculators and from here, see https://www.keesvandersanden.nl/calculators/woodstock.php .You can mix and match all the headings and come up with something relevant!

This is definitely a very deep rabbit hole that seems to go on forever. If nothing else it reminded me to check my various HP calculators that the batteries have not degenerated and turned horrible **– You have been Warned!**

Thanks Chris it will be interesting to see who might consider which Beauty and which Beast! See also the HP Journal for some interesting articles on development of the Woodstock calculators, e.g.

https://www.keesvandersanden.nl/calculators/hp_journals/HP_Journal_7511_Inside_the_New_Pocket_Calculators.pdf

Chris later responded with some further information about Bernhard Emese: "*The interesting thing about Beranrd Emese's update is that he uses the exact HP microcode from 1978 plus his own 'extras' all running on 10% or less of the original battery draw. A couple of decades ago, a brilliant US calculator engineer (Eric Smith) found a way to download the microcode from almost all the HP LED calculators and put it in the public domain. HP had never bothered to patent it. The rest is history...* ***Hon Ed:*** It is not something that we automatically think about, but of course an HP or any calculator like that is a computer, and the microcode is what makes it work.

And then I had ***an interesting question*** from Bob Park, he who very kindly gave me the 6' slide rule which I could not answer, as I had completely forgotten the conversation that long ago: "*One question I meant to ask when we met:*
Why is it a Slide Rule (Circle?) Most slide rules must surely be straight surely!

Needless to say Rod and Dave Nichols were able to provide the answer courtesy of early Skid Sticks: Dave remembers "*I always thought that we were a 'Circle' rather than a more formal title as it was considered that ,as such, we didn't have to have formal meetings, generate minutes and would, therefore, be 'free' from the red tape governing more formal titles. That may not have been the original thoughts…*

And then Rod provides the definite answer courtesy of SS: "I refer you to our esteemed Skid Stick.

In Skid Stick 0 we have : Refers to Newsletter of the U.K. Slide Rule Collector and Researcher
and then later in the same article:

First Meeting of the UK Slide Rule Collectors Circle
and then later still in the same article

UK Slide Rule Collectors Circle (UKSRCC)
And then in Skid Stick 1 we have:

"In the Pilot Issue. reference was made in Peter Hopp's report on the meeting at Braintree to the UKSRCC (UK Slide Rule Collectors Circle). It has been pointed out that this title is something of a "mouthful" and could also be misconstrued as a cricket club! As a result of this I (Colin of course) propose to drop "Collectors" as been suggested and make future reference simply to UKSRC (UK Slide Rule Circle)."

M'lords, I rest my case." ***Hon Ed:*** It is fascinating to look back and remember that we were a different group initially but of course we have always been an informal grouping of herberts who are interested in slide rules!

Detlef's superb bargain German Sector

Detlef has discovered quite a lot about his super bargain Sector, 2foot, 2-fold rule: "*the unknown German sector becomes a known one.* ***Hon Ed:*** *Excellent!*
Please take a look at Werner Rudowski's articles "Schieblineal und Polymeter" and "Eduard Harkorts Plani-stereometrisches Schieblineal, Vorbild für Stöckles Polymeter" (<https://www.rechenschieber.org/Harkort.pdf>).
Obviously my sector is a variant of "Harkort's Plani=sterometrisches Schieblineal" (Bild 6) or "Stöckle's Polymeter" (Bild 7).
Hon Ed: I had problems with Detlef's link working but found this one did:
https://www.rechenschieber.org/2009/12/schieblineal-und-polymeter/
The articles provide even more details. Stöckle published his manual for the Polymeter, not mentioning Eduard Harkort's earlier description.

So most of the open questions found some answers. But still I cannot decide between Harkort or Stöckle.

Argument for Harkort variant:
- Scales are drawn on the metallic joint.

Argument for Stöckle
- No scales on the edges of the sector.

Therefore, still some work to be done….

Hon Ed*:* And then a message from Werner himself sorts this out: *"*
First of all I would like to congratulate Detlef for this bargain. The instrument was designed and made by Georg Stöckle and is called "Polymeter". It was copied from " HARKORTS plani-stereometrisches Schieblineal" who designed this after Andrew Mackay's "Description and Use of the Slideing Rule". Both are described in my book "Scheffelt & Co …." pages 130 – 138 and 154 – 177.

And then a delightful response to the ***Bears and their pocket protectors*** from Al Martin in the former colonies: He says "*Greetings from (usually) sunny California!*
The story about the bears and pocket protectors reminded me of an item that I still use today.

Back before we had CAD/CAM software, draftsmen/architects/engineers all had drawing tools such as straightedges and compasses/dividers. One thing that seems to have survived the transition is the "erasing shield", which is usually a thin credit card-sized piece of plastic or metal that has various shaped and sized holes, meant to place over a pencil drawing to aid in erasing only what you want.
I bring this up because I carried one in a pocket protector back in the day.



You can still buy these things from Amazon or office supply stores. There seem to be a variety of hole patterns, although I'm not quite sure where some would be useful.

Anyway, drawing things by hand, indeed simply writing things pencil-on-paper, seems to be fading away. Perhaps not as suddenly and catastrophically as slide rules did when electronic calculators superseded them, but certainly less popular as electronic devices such as smart phones and tablets are what younger people use.

Hon Ed: By one of those delightful coincidences , I so love, I had occasion to open my case of Drawing Instruments which hails back to my apprentice days and there was my erasing shield from 60 plus years ago, plus a bit of razor blade for use on ink drawn on Mylar (not shown) Happy Days and many thanks for the memories Al! Much Appreciated.
Detlef copied me into a further correspondence with Werner Rudowski which I repeat here as it raises all sorts of really interesting points: He says: "*Dear Werner,*

Based on your references, over the weekend I did some more investigations on my Polymeter.
At one point I'm a bit puzzled. Perhaps you can give some hints.

On my Polymeter following weight table is given:
Sphere ("KUGEL") BL. K. M. E. ST. Z.
Weight ("Gewicht") 6.60 7.50 7.75 800 4.52 8.30

This is consistent with the manual by Knipp & Leisser from 1851 (page 47)
<https://books.google.de/books?id=ljrgeG9tD5UC>.
The abbreviations stand for
Bl. = Blei (lead)
K. = Kupfer (copper)
M. = Messing (brass)
E. = Eisen (iron)
St. = Stein (stone)
Z. = Zinn (tin)

The given weights correspond to the weight of a sphere for a given diameter.
Now my concern: lead is much heavier than the other metals, but the table shows a lower value.

On the other hand: On earlier Polymeters (e.g. <https://planimetrica.jimdofree.com/mathematical-instruments/switzerland/st%C3%B6ckle>) values for lead (Blei) 17.800 and copper (Kupfer) 6.350 differ to much. These values are also listed in Stöckles manual from 1843.
As per my understanding lead is about 27% heavier than copper, but not 278% = 17.650/6.350.

In your presentation "Wie misst man einen Baum?" from 2011 (<https://www.rechenschieber.org/Baum.pdf#page=22>) you showed a Polymeter with a value of 8,60 for lead. So lead would be considered as about 14% heavier than copper (7.50). Is this correct?

So, I'm a bit confused and have some doubts about the values.
Does it mean, that Polymeters
- with lead values 17.650 are the earlier ones (before change to Prussian measurement system)
- afterwards (wrong?) lead values 6,60 has been used
- and then (after 1851) (corrected?) lead values 8,60 have been used ?

Do you have any explanation?

And then a very old topic Matter Arising courtesy of Ray Hems, who (thank goodness!) has been keeping a much closer eye on old UKSRC Publications than I have! Ray Starts: "Back in ***Skid Stick 60*** (October 2018) you had a brief piece on ***Storey's Trimming Rule,*** looking for more information. A most interesting rule! See illustration below!



There does not seem to be a follow up, so as I have one of these selling on eBay, (item **157862439396**) I thought I would ask AI (Gemini) what they were used for, this is the reply:

The **Storey's Trimming Rule** (often referred to as the Storey Trimming Slide Rule) is a specialized tool used by ship officers, cargo surveyors, and naval architects to calculate the change in a vessel's draft caused by the longitudinal shifting or loading/discharging of weight.

Before digital loading computers became the industry standard, these slide rules were essential for ensuring a ship remained on an even keel or achieved a specific required trim for arrival or departure.

How It Works

The rule is essentially a physical manifestation of the **Trimming Equation**. It simplifies the math required to find out how much the "forward" and "after" drafts will change when weight is moved.

The core physics behind the tool involves two primary values:

1. **MCTC (Moment to Change Trim 1 cm):** The amount of longitudinal momentum required to change the ship's trim by 1 centimeter.
2. **LCF (Longitudinal Center of Flotation):** The "pivot point" of the ship's waterplane area.

The Calculation Logic

The slide rule allows a user to quickly solve for the **Change of Trim (COT)** using this relationship:

COT=Weight×Distance from LCF/MCTC

Once the total change in trim is found, the rule helps the user apportion that change between the forward and aft drafts based on the position of the LCF.

- **Change at After Draft (da):** Calculated based on the distance from the LCF to the after perpendicular.
- **Change at Forward Draft (df):** Calculated based on the distance from the LCF to the forward perpendicular.

Why was it so popular?

- **Speed:** It bypassed the need for tedious manual long-form multiplication and division.
- **Reliability:** Unlike electronic calculators of the era, it required no batteries and was intrinsically safe for use on tankers where electronic sparks were a concern.
- **Standardization:** It provided a consistent method for "trimming for departure," ensuring that the ship didn't exceed its marks or end up with a "trim by the head," which is dangerous for steering

I then told Gemini what the scales on the rule were:

Your **Hezzanith** rule is a highly sophisticated version. The numbered scales you've listed allow you to calculate not just the **trim** (the tilt of the ship), but also the **immersion** (how deep the ship sinks) and how the ship responds to its own physical dimensions.

Here is how those specific scales were used in the "loading sequence":

Scales 5, 6, and 7: The "Trimming" Core

These are the most frequently used. They solve the basic physics of moving a weight.

- **Scale 5 (Weight) & Scale 6 (Distance from Tipping Centre):** The "Tipping Centre" is the LCF (Longitudinal Center of Flotation). You align the weight being loaded (Scale 5) with the distance it is being placed from the ship's pivot point (Scale 6).
- **Scale 7 (Alteration of Draft in Inches):** Once Scales 5 and 6 are aligned, the "result" is read on Scale 7. This tells the officer exactly how many inches the draft will change.

Scale 1: Tons Per Inch (TPI) Immersion

This scale handles the **vertical** movement of the ship.

- When you add weight, the ship sinks deeper into the water. **TPI** tells you how many tons it takes to sink the ship exactly one inch.
- **The Use:** If you add 100 tons and your TPI is 50, Scale 1 helps you quickly see that the ship's "mean draft" will increase by 2 inches.

Scale 2: Extreme Breadth of Vessel

This is a more specialized scale. It is used to correct for **List** (tilting side-to-side) or to calculate the "Trimming Moment" more accurately for very wide ships.

- Because a wider ship is more stable, it resists changes in draft differently than a narrow one. This scale allowed the officer to "calibrate" the rule's math to the specific width of the hull they were standing on.

Scale 4: Half Change of Trim

This is a "shortcut" scale that saves the officer from doing mental math.

- When a ship pivots at its center, the amount the bow goes **down** is usually equal to the amount the stern goes **up**(assuming the pivot point is exactly midships).
- **The Use:** If Scale 7 tells you the total change in trim is 10 inches, Scale 4 helps you quickly apply 5 inches to the bow and 5 inches to the stern without having to divide by two for every single calculation—very handy when managing dozens of cargo shifts in a row.

Scale 8: Weight (The Secondary Scale)

Often, these rules have two weight scales to handle different magnitudes.

- One might be for **small shifts** (e.g., 1 to 100 tons) for fine-tuning the arrival trim.
- The other is for **large cargo loads** (e.g., 100 to 5,000 tons) used during the bulk of the loading process.

The Workflow in the Cargo Office

If a Chief Officer needed to load 200 tons into a forward hold, they would:

1. Use **Scale 1** to see how much the ship sinks overall.
2. Use **Scales 5, 6, and 7** to see how much the bow will tip down.
3. Use **Scale 4** to quickly find the "split" between the forward and aft draft marks.
4. Write the new predicted drafts in the logbook.

I apologise if this is somewhat OTT, and AI should not be treated always as correct, but fascinating stuff if it is right!

Hon Ed: Oh so true, This is so completely unexpected and also actually a really great use of AI, I had also completely forgotten anything as far back as Skid Stick No 60! And indeed Storey's Trimming rule is one of those rare/ unusual slide rules that only occur in small numbers in any review of slide rules.

Detlef sent us a fascinating item off eBay which included a most comprehensive reference, see: "*just another reference to a Foxboro Square Root Planimeter at eBay.*
<https://www.ebay.com/itm/157826913997>
(You mentioned these kind of planimeters several times: Newsletter 52, p. 19; Newsletter 34, p. 11 and my information in Newsletter 72, p. 2)

This time the planimeter comes with a reasonable price (not taking into account expensive shipment, customs, VAT).

The interesting part of the eBay offer: Two page description about the usage of the device, Especially the optional device for redrawing the traced curve, to provide evidence, that the analysis has been done properly. Additionally it is shown how the diagram charts are moved under the fixed tracer.

The seller told, the item carries the serial number 1109. According to my list of 18 serial numbers for Foxboro planimeters it might be from the second half of the 1940th.

By the way: I'm still searching for some sample diagram chart papers (diameter 12 inch). So, if you have some spare papers (which I doubt you have), please let me know. Perhaps some other collectors might have some circular diagram chart papers. Otherwise I'll have to draw it by myself.

Hon Ed: I have absolutely nothing suitable, can anyone help please?

And then another real super weirdie from Detlef:



He says: *after my last email on a Foxboro planimeter (patented by Edgar H. Bristol in 1915 U.S.Patent No. 1314463 and offered for 75 USD at eBay), I would like to bring to your notice another "interesting" device.*

Even though, it was invented 10 years later than the Foxboro planimeter, the offer at eBay is more than 50 times higher. Have a look at <https://www.ebay.de/itm/227344264985>. It shows an educational device called "Zählmühle" (engl. "Counting Mill"). On the images the corresponding patents DE446741, FR609453, GB246174 , as well as the manual are given. The inventor Ludwig Stroebel applied for the original German patent on January, 18th 1925.

Comparing the technical implementation of both devices, it's hard to believe that both inventions are older than 100 years and are nearly of the same age.

Forgot to mention the offered price for the "Zählmühle": 3,999.99 Euros (not a bargain)...

Hon Ed: Wow!

BOT Farm

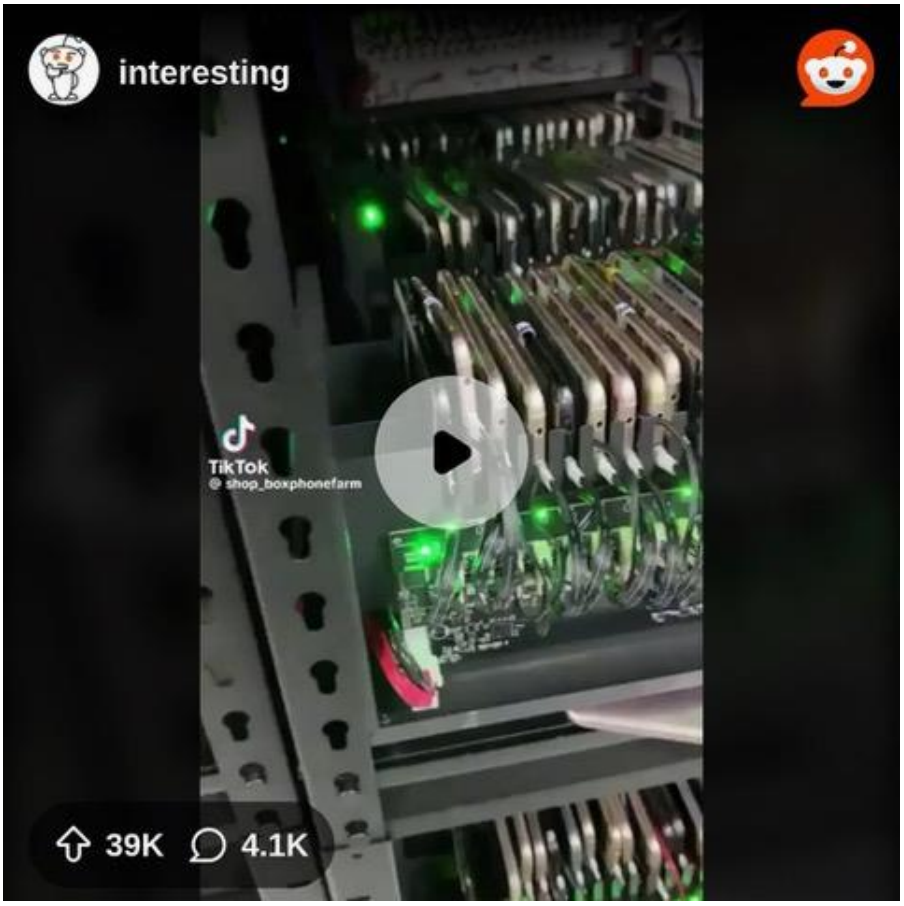

Not really a Matter Arising, but another new item of technology which will undoubtedly affect all of us at some stage in the future, and having shown the superb picture of a Quantum Computer in the last Newsletter I had occasion to come across a "BOT Farm" which set me looking. The comment relating to this picture (left) says: *"This farm is for social media and uses about 800 Sim cards to transmit questionable material to 'influence' either politically or persuading buyers etc."* So they really perform a useful function – I don't think! But as we get involved with Bots whenever we do anything on line I looked further for knowledge.

My first web site, see the graphic Karl / Home Page included in the Bear's contribution gave me a good grounding in both positive and negative impacts but very little on what they consist of hardware wise.

I think the picture left comes off Facebook you can see the whole film here. Absolutely fascinating to see old mobile phones plugged in to provide the computing grunt! Reuse in a spectacular way! ***https://tinyurl.com/yfnbcf4u***

Another piece of weird technology!



I'm not really sure where I first came across this item of technology, but perhaps its name will give the game away without me having to show my possible naivety! It is an **AUEDROT Mouse Jiggler Undetectable USB Mouse Mover Jiggler Automatic Mouse Wiggler with 2 Jiggle Modes, Driver-Free, Plug & Play, Keep Computer/Laptop,** the very first of incredibly numerous examples available from Amazon at the

price of £9.99 for this one, but varying from one third of that to an awful lot more, should the mood take you!

- Mr Amazon tells us that its uses include: "2 JIGGLER MODES FREELY SWITCH: Slight Jiggler Mode: move the mouse pointer slightly 1-2 pixels back and forth from left to right, which doesn't affect the normal use of mice. Random Jiggler Mode: randomly move the mouse pointer irregularly

  •RECOGNIZED AS A TRUSTED DEVICE: When this mini mouse jiggler is connected to the computer for the first time, it is recognized as a "USB Composite Device" by the computer, rather than any unknown/unsafe device, you can use it with confidence
  •METAL MATERIAL WITH SWITCH BUTTON: This mouse jiggler is made of aluminum alloy, which is more upscale and sturdy than plastic. With ON/OFF/Modes Switch button, "Short Press" to turn on/switch between the 2 modes, and "Long Press" to turn it off
  •NO SOFTWARE INSTALLATION REQUIRED: This mouse jiggler is plug-and-play, no need to install any software, just plug it into the computer and it will turn on automatically, just "Long Press" the button to turn it off, avoid frequent unplugging
  •WITH WIDE APPLICABILITY: It can be used for online reading, games online, remote connection, etc. It keeps the computer active, thereby keeping your Microsoft Teams, Skype, Webex, Lync, etc. "Green". Compatible with Windows, Mac OS, Android, etc

So to me it is a device to make it look that when you are working from home (WFH) you look to be 100% involved with your computer when you might be otherwise engaged – or am I being incredibly cynical? I must admit that on the odd occasion that a long phone call means that your PC "goes to sleep" and needs the mouse to be jiggled by hand might make you wish to spend £9.99 in this case, might be justifiable but I truly don't think so – and do companies truly monitor WFH'ers that rigorously? I know not. Please lighten my darkness someone!

A brilliant piece of repair work:

Dave Nichols sent me an email detailing what looks to be some most excellent repair work. He said: *"An auction for a rather fine looking Fuller, with a very clean and clear serial / date, has obviously been recovered from a rather tired and patched up state. Take a look, if you can, at Fuller 8336_15 photo in the DB, and compare that with one on the auction site (photo 3) and enlarge this image (I click and the move my finger down the mouse to enlarge further - I'm not sure how you do that on your PC). You can see (on photo 3) a dappled shaded area where on the old photo in the DB is what looks like a patch of plaster of Paris! (**Hon Ed: below left)** Also on the original DB entry, photo 8336_20, there is a large area where the scale is damaged (**Hon Ed: below right**) - but there is no mention of this in the auction listing, and I've looked at all photos very carefully to see if I can identify that area on the 'new' Fuller pictures.*

There are several bits that I can view and I am pretty certain the Fuller in the auction is the very same one as in the DB, so someone has done a good job of restoration. The longer brass index may be a replacement, though, as it looks 'new'.







For some reason I do not have the example in my database, probably operator (me) finger trouble, but with the pictures Dave sent one can easily see that a really superb repair job has been carried out. Interesting moral dilemma as to whether one should be worried as to whether the repair should be mentioned?
I tend to believe that it should, otherwise you don't really know what you are buying.

Later Dave then listed an interesting and entertaining conundrum, ***Fuller with two serial numbers and related oddities***. from our Fuller Database: He said: *"this is a tad long-winded, but may interest you.* ***Hon Ed:*** *Very definitely!*

A recent sale on eBay for a Fuller (eBay item number: 188287502936) has caused me to go into overdrive with frustration.

The Fuller listed has a long index with two serial numbers : 1065 - which may be the original serial as that is also reflected in the label in the box lid referencing a 'Repair & Adjustment' by Stanley on 2 July, 1970.

The 2nd serial number is stamped as 3880 / 17, which fits in with others we have in the DB in this date area (3879 & 3881). At this time (1917) the handle was fixed and had a spigot hole in the end.

The anomaly here is that the seller confirmed the handle was removable on this Fuller and photos show it is housed in a short box with strap, key lock and two latches (from the 1901 - 1911 period)
Hereby my dilemma : I can enter this Fuller in the DB as 1065 (others around this serial number have dates of '08' so estimated as 1898), but that pre dates the recorded Fullers in the DB with a removable handle (DB examples from serial 1483/1901 to 2964/1911).
All pre-1900 Fullers that we have recorded are housed in the standard long box which had just the central lock and the word 'Calculator' printed on the lid. NO removable handle at this time.

I need to do some more digging to see if we can tighten the gaps between early Fullers (pre 1900), short Fuller (1901 - 1911) and those with a fixed handle / spigot / shield left of box 1911 - 1921), and shield on right of box (1921 onwards) and finally, the change to Bakelite formers.

More when I have time to investigate further !



Hon Ed: My usual way of looking at these sorts of confusion is to try and put a story to it to explain what might have happened. As Dave says, I believe this was originally Fuller 1065 with a date of 1865, and probably this is the only definite "fact" we can attribute to the device! A repair and adjustment in July 1970 is an interesting factoid, but I can in no way attribute the second number / date 3880/17 to that repair. Has anyone a better way forward please?

An interesting K&E slide rule courtesy of Dean Butler





Dean says of eBay item 257504412861
K&E 8858 "Loaner" slide rule 10-in (S-3490)

Keuffel & Esser No. 8858 slide rule.

Vintage 10-inch Mannheim-style slide rule.

Scales: A [B C] D [S L T]

It is a member of the 4058 family of slide rules by K&E.

What makes this slide rule unique is how K&E addressed the war effort.

On the back of the slide rule:

"No. 8858 SLIDE RULE."

"Loaned on deposit of $1.00 by Keuffel & Esser Company to meet a temporary shortage caused by defense orders. This deposit will be accepted as part payment toward the purchase of a standard K & E slide rule through your regular dealer, before July 1, 1942."

Rod then added the essential extra info: More info at:

https://osgalleries.org/collectors/do_search.cgi?string1=8858&string2=

Good Reads

David Riches very kind copies of the pages from the inter war years Treadwell catalogue:

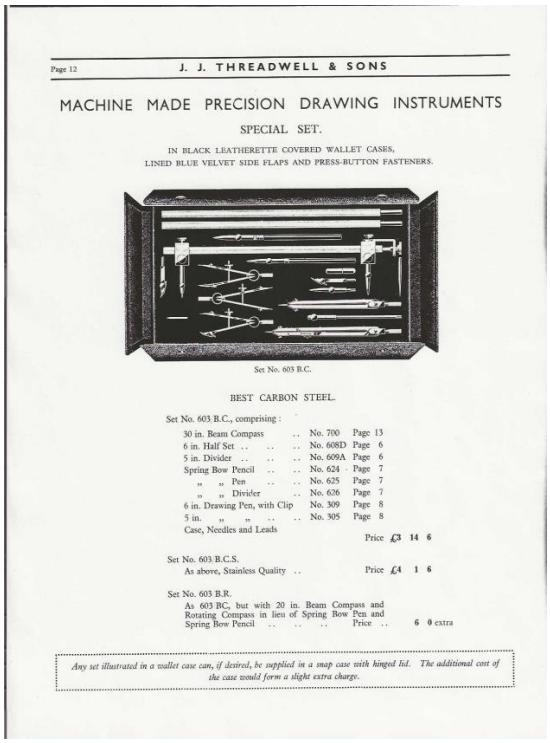

Page 12 J. J. THREADWELL & SONS

MACHINE MADE PRECISION DRAWING INSTRUMENTS

SPECIAL SET.

IN BLACK LEATHERETTE COVERED WALLET CASES, LINED BLUE VELVET SIDE FLAPS AND PRESS-BUTTON FASTENERS.

Set No. 603 B.C.

BEST CARBON STEEL.

Set No. 603 B.C., comprising :

30 in. Beam Compass	..	No. 700	Page 13
6 in. Half Set ..	..	No. 608D	Page 6
5 in. Divider ..	..	No. 609A	Page 6
Spring Bow Pencil ..	..	No. 624	Page 7
„ „ Pen ..	..	No. 625	Page 7
„ „ Divider ..	..	No. 626	Page 7
6 in. Drawing Pen, with Clip		No. 309	Page 8
5 in. „ „ ..	..	No. 305	Page 8
Case, Needles and Leads			

Price £3 14 6

Set No. 603 B.C.S.
As above, Stainless Quality .. Price £4 1 6

Set No. 603 B.R.
As 603 BC, but with 20 in. Beam Compass and Rotating Compass in lieu of Spring Bow Pen and Spring Bow Pencil .. .. .. Price .. 6 0 extra

Any set illustrated in a wallet case can, if desired, be supplied in a snap case with hinged lid. The additional cost of the case would form a slight extra charge.

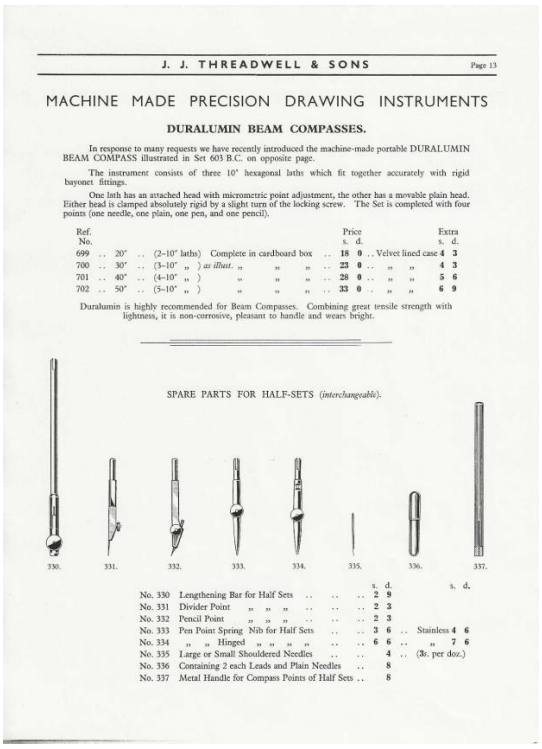

J. J. THREADWELL & SONS Page 13

MACHINE MADE PRECISION DRAWING INSTRUMENTS

DURALUMIN BEAM COMPASSES.

In response to many requests we have recently introduced the machine-made portable DURALUMIN BEAM COMPASS illustrated in Set 603 B.C. on opposite page.

The instrument consists of three 10" hexagonal laths which fit together accurately with rigid bayonet fittings.

One lath has an attached head with micrometric point adjustment, the other has a movable plain head. Either head is clamped absolutely rigid by a slight turn of the locking screw. The Set is completed with four points (one needle, one plain, one pen, and one pencil).

Ref. No.				Price s. d.		Extra s. d.
699	20"	(2-10" laths)	Complete in cardboard box ..	18 0	.. Velvet lined case	4 3
700	30"	(3-10" „)	*as illust.* „ „ „ ..	23 0	.. „ „	4 3
701	40"	(4-10" „)	„ „ „ ..	28 0	.. „ „	5 6
702	50"	(5-10" „)	„ „ „ ..	33 0	.. „ „	6 9

Duralumin is highly recommended for Beam Compasses. Combining great tensile strength with lightness, it is non-corrosive, pleasant to handle and wears bright.

SPARE PARTS FOR HALF-SETS (*interchangeable*).

330. 331. 332. 333. 334. 335. 336. 337.

		s. d.		s. d.
No. 330	Lengthening Bar for Half Sets	2 9		
No. 331	Divider Point „ „ „	2 3		
No. 332	Pencil Point „ „ „	2 3		
No. 333	Pen Point Spring Nib for Half Sets	3 6	.. Stainless	4 6
No. 334	„ „ Hinged „ „ „ „	6 6	.. „	7 6
No. 335	Large or Small Shouldered Needles	4	.. (3s. per doz.)	
No. 336	Containing 2 each Leads and Plain Needles ..	8		
No. 337	Metal Handle for Compass Points of Half Sets ..	8		

The Slide Rule and Watch Calculator, 1st and 2nd Edition published by Scientific Publishing. Very unsure who wrote it, probably WH Fowler himself**,** with lots of detail and some incredible pull out sheets of diagrams e.g.

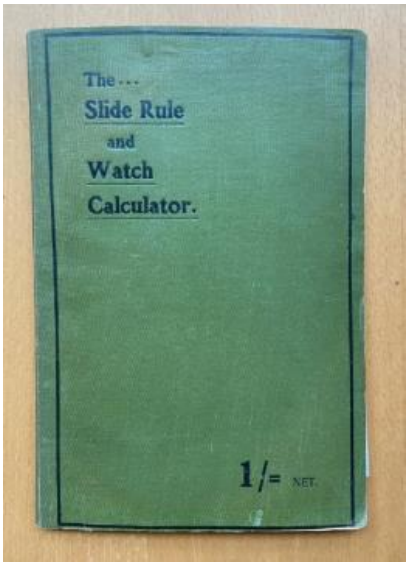

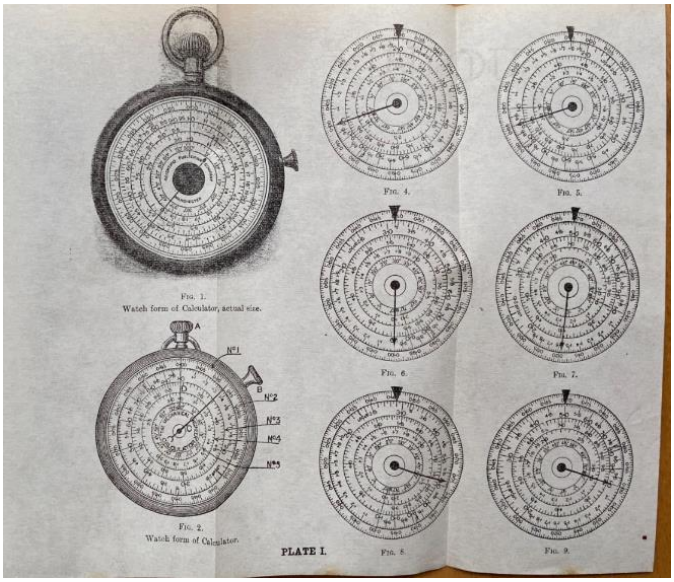

I have electronic copies of the two editions from when I wrote ***"Pocket-watch slide rules"*** but had never actually seen a copy of the real thing. The eBay copy (above) sold.

Note, I keep highlighting articles on Windows Central, here is yet another which makes for interesting reading: A solid list from the community," as Reddit users highlight ***10 open-source apps that run great on Windows 11 and deserve more attention***

See: https://tinyurl.com/s8s868sb



I loved this absolutely brilliant image of a donkey blinkered with "Smart Phones" courtesy of Karl – where on earth does he find them? And then resolved to use it here on our "Good Reads" with the intention of pointing out that it is not my intention to give you, my readers 'Donkey reads' but rather something which will always be a bit more of a stretch and more entertaining

Mike Syphers web site always extends the thinking, see the latest: **Spring Update 2026** Recent acquisitions and insights, including a very special Versalog 1460. Lots of lovely reading!

Likewise: **Light from a Blackbody Follows Its Own Rules** Rare, later-year slide rules assisted in calculations of electromagnetic energy from ideal blackbody radiators

Rod kindly sent me this fascinating notification: "*I knew the slide rule had a future. Just been sent the following blurb:*
Replacing The Nuclear Slide Rule By Noah Wood
Published 2022
A proposal for the development of a new nuclear slide rule is presented.

Which can be found at:
https://www.academia.edu/88693886/Replacing_The_Nuclear_Slide_Rule?email_work_card=view-paper A fascinating 21 page .pdf !

Koch, Huxhold and Hannemann by Georg Schreiber, self published 2011 was flagged up on the slide rules group and by Dean , is now available as a downloadable PDF file, from the RST web site, see:



https://www.rechenschieber.org/wordpress/wp-content/uploads/2026/05/KHH-Georg-Schreiber-2011.pdf



This is a most authoritative book about this little known slide rule manufacturer based in Hamburg from 1904 to 1944, in German but that is not so difficult these days. I have been lucky to have had a paper copy, and the PDF is no worse which is beautifully illustrated with the slide rues thy are particularly known for including the Cuntz.



Fellow member of the MOGS group JJ Heath-Caldwell (Marconi Radar - Field Services, 1980-1984. h***as given a fascinating one-hour talk.*** I have put together a talk on the factors that I think led to the demise of British Engineering. 12249) I don't particularly agree with him, I think poor management has a lot to contribute. See what you think:

https://www.youtube.com/watch?v=DV7gk6yfxY4

Then in the best Monty Python traditions "And now for something completely different" from Karl, a memory of truly bye-gone days. He says:



The lovely Prof Hannah Fry, watch **Why AI Agents are either the best or worst thing we've ever built** and listen to and marvel at what she built and trialled!

https://www.youtube.com/watch?v=WnzR5aOElvw

More on Blackbody Slide Rules An examination of the standard "Model 17" effected by Pickett in 1970 and re-produced by Perrygraf in 2014, with comparisons to the popular slide charts.

And then celebrating ***David Attenborough's*** 100th birthday:
https://www.youtube.com/watch?v=I1D9YF0YapQ

Slide Rule Art – Various slide rule adverts.



I saw this Pickett advert which seemed to chime with the latest Artemis II mission just completed.
This advert came off a blog: **The Once and Future Slide Rule, Great and Terrible**

It is no great shakes at all!

A Chinese advert including a slide rule, it appears to be one of a series. Though this was the only one with a slide rule.



No idea what it's about! He is using calipers to measure the diameter of something possibly turned on the lathe so the slide rule may be completely incidental.

Detlef found another interesting device:



I just found another interesting device called McFarlanes Calculator. I don't remember if this devices has been described somewhere in the Newsletter, the Gazette or the JOS.
Have a look at <https://www.ebay.de/itm/306888695227>.

Another copy in a better condition is shown at <https://www.opusantiques.co.uk/product-page/a-rare-antique-mcfarlane-calculating-cylinder> eBay item 306888695227 is another device which is not specifically a calculating tool or calculator but is actually a device to help in teaching Maths. Detlef asked for previous references and I sent him Skid Stick 73 and he then had found his own references including SS:

[Hop2024-086]
Hopp, Peter M.: McFarlane Slide Rule, UKSRC Newsletter, no. 50, May 2024, pages 31-32.
Available at:
https://osgalleries.org/newsletter_and_bulletin/UKSRC_Newsletter_No_50.pdf#page=31

[Hop2022-61]
Hopp, Peter M.: More Interesting Auction Stuff, UKSRC Newsletter, no. 26, May 2022, pages 15-16. Note: About a Lord Patent Calculator for the textile industry, by W. WIlson, London and a calculating cylinder by McFarlane.
Available at:
https://osgalleries.org/newsletter_and_bulletin/UKSRC_Newsletter_No_26.pdf#page=15

[Hop2023-033]
Hopp, Peter M.: McFarlane's Calculating Planisphere and Calculating Cylinder, Skid Stick, no. 73, April 2023, pages 12-13.
Available at:
https://sliderules.lovett.com/cookiedev/extendeddisplayarticle.cgi?match=Skid%20Stick%20No.%2073

Hon Ed: This really is a fascinating device exemplified by the optimistic price quoted **EUR 1.298,00!**o

Fowlers Magnum No 18

Courtesy of Nik Barbour we have the earliest Fowler Magnum I have come across, No 18 from eBay, see https://ebay.us/m/38Hi1f





I have a number of Magnum slide rules only one with a serial number: 667.

It is nice to confirm that the earliest design has the “Magnum” appellation at the bottom of the label, and just to add spice to life this one includes an unusual leather case with two press-studs, admittedly in pretty poor shape

Keuffel & Esser K&E SPERRY Pocket Watch Style Slide Rule is eBay item **277922649355** with an extremely sensible start price of $100 courtesy of Bob de Cesaris who had conversed with the seller.









I have always had a very soft spot for the K&E range of Pocket-watch slide rues none more so than the E.A. Sperry pair – early carrying the date Pat Oct 25, 04 (Type 3a) and later carrying the date Pat Dec 26 1911 (Type 3c) as this one where we can also confirm the serial number 839. and an obviously 3rd party leather case that is rather nice. I was also particularly happy ages ago to find that my own example is a strange intermediate one now called a Type 3b in what would be a later edition of Pocket-watch slide rules.

This particular example is known in my collection of numbers as having been owned by Bob Sauer and is unusual as not being marked with a proceeding capital; 'S' to the serial number. Sadly due to lack of data, I can never confirm how unusual this might be!

It finally sold for a very sensible $355 after 9 bids, which I guess goes to show that good slide rules make good money – still!

Previous collections

It is always interesting to find out what happens with previous collector's collections, particularly when the collection belonged to a serious collector or a well-known one comes up for sale.

Dean had a very successful buying spree a couple of years ago at a Bonhams auction, and off and on we have been speculating whose slide rules were for sale. A forthcoming Flints auction has a nice feel to it, quote Dave N who mirrors the feel of both Dean and reader Bob de C : I *note Flints have a vast selection of old (and rare) wooden rules in their auction starting 12th May.* ***Hon Ed:*** Sadly before this is published but the discussion was interesting!
T*ake a peek here :* *https://www.the-saleroom.com/en-gb/search-results?searchterm=slide%20rule*

Is this from a known collection - it looks like a rather specialised collection up for sale ?
The Bonhams collection it was believed had been the stash of Portobello dealer Peter Delehar: "*Bob De Cesaris has come across information that seems to identify the seller of the fabulous items sold at Bonhams about two years ago — some of which Bob and I acquired.*

Here is what Bob says:

I learned today that the Bonham's slide rule collection that sold a couple of years ago was part of the estate of the late English scientific instrument dealer/collector Peter Delehar. I have heard his name many times at OS meetings and emails as he was a fixture on Portobello Road and Jim, Bob, Conrad, and Tom all knew him to some extent and spoke of his as one of the key shops to visit for good items 'back in the day.' I wonder if another important English scientific instrument dealer has passed away recently to help explain the upcoming Flint's sale. It makes sense since I often find that these dealers tend to be secretive about their collections that is, items not for sale, and most especially their sources so my first guess is that this is the collection of another English scientific instrument dealer who has passed away. The article below does not specifically mention the sale but is quite a nice and detailed obituary of Peter. **Hon Ed:** *I*ndeed , most interesting but he was never my favourite dealer; there were a lot more who were much much pleasenter, see my later response,

https://scientificinstrumentsociety.org/BulletinArticles_public/Bulletin156_Hackmann,W.,Obituary PeterDelehar(1944-2022),2023.pdf#:~:text=It%20is%20with%20great%20sadness,was%20originally%20trained%20as%20a

I had not heard of this dealer, but I have not frequented dealers other than those who advertise extensively, and several of those are French.

It is interesting that such collections exist and tend to be hidden from groups such as ours.

Perhaps these dealers regard themselves as being in a rather different world — not "just" slide rule people, but collectors of scientific instruments.

I wonder what other such dealers exist, and I wonder if the upcoming Flints collection is, as Bob speculates, from another such dealer.

Hon Ed: My response: "We are en-route on our lovely local coach to our Mystery weekend, only clue so far is "south", giving me plenty of time to cogitate your e-mail.
Your Bonhams goodies could well have been Delehars collection, except I never had him as a slide rule specialist, more a scientific instruments man - more in a moment.
I note from his obit that he was born the same year as me, strangely I always had him marked as "miserable and old" and he was not my favourite dealer by any means, starting from my first meeting with him. Colin and I had made a pilgrimage to Portobello, and Delehar was an obvious stop. We were in the shop eyeing the goodies when Delehar appeared, eyed me up and down and announced "you will never be able to afford anything from here" and cleared off. Colin came over to me and said " I guess you never will" and sure enough I never did! He was a misery!
I knew but never realised quite what a founding father of the SIS he was. His ***"slide rule notes "*** was probably the original writing on the subject, and I had a copy and read it frequently. His knowledge was generic rather than specialist. There were lots of tales of expensive slide rules in his shop for a very long time and he had a habit of welshing on deals for a higher price, you may therefore have had his leftovers.
He tried to bludge a copy of my original book, unsuccessfully you will not be surprised, many other dealers had copies.
I regularly passed the time of day with him at the twice yearly SIFs, but there were many far nicer dealers , even the French ones, to enjoy there, and it was always a pleasant occasion including meeting Conrad and his mate whose name I can't remember.
We have / had several slide rule dealers in the UKSRC, but other than Roger Broady who we recently mourned in the Newsletter, I have not heard of any other who has recently departed this life. I can think of several other who were not members, but you are right, it could well be another dealer. There are also several other collections e.g. Wendy Rath)still slowly going through eBay. Interesting speculation, it will be interesting to discover the owner. Still heading south! See my Meanderings!

Another Weird slide rule



This quite incredible slide rule, an "Amortisator" Type D2, DRP, and Auslanspat by Dipl-Ing, Erich Weiss is a wooden box covered in Silver cloth about 20 cms x 14 cms and 3.5 cms thick, held shut by 2 flip catches, which opens to give you the gubbins shown in the next picture.



The 40 page Instruction book is serial numbered 102 and on the inside rear page is labelled ‘Berlin im Juli 1938’ giving us a date as immediately pre-war, and is actually a rather fine piece of German publishing with black and white photographs, graphs and many examples. The Kurvyn Platte (Curved Plate) and the two slide rules are all double-sided and come out of the box for use. This enables many sophisticated money calculations, and in all honesty I’m not sure what ever persuaded me to buy the device other than to have something I honestly believe is extra sophisticated and certainly carries that appellation for my collection!

And yet another different planimeter

It never fails to amaze me quite how many different types of planimeter have featured here since we started out.

198358057959 : Antique Instrument Special Planimeter Venturi Meter Builders Foundry Providence



This is then further described: Special Planimeter For Chart Records From Venturi Meter Builders Iron Foundry Providence, R.I.

And we can also learn more from an example on Worthpoint:

https://www.worthpoint.com/worthopedia/builders-iron-foundry-special-1803028404

Rather nice!



The computing bears' corner, brought to you by Prof. Wolli: *This month we do not talk about slide rules themselves, but about a company that made them: Dennert and Pape, now better known by their later name ARISTO. The boys love their nice smaller slide rules with a 12.5 cm scale length, pocket size for humans, and just the right size for us teddy bears.*

For the little ones, there is also a 10 cm basic model, the ARISTO 910 called 'PUCK' – similar to a Rietz, but no L-scale and a blank reverse side of the slide; that's fine, as they will learn trig later. Otherwise the bears use the ARISTO 89, a standard Rietz, and I love my ARISTO 868 STUDIO, a nice universal professional model.

In recent weeks I told them the history of company D&P / ARISTO. I think that is important not only to learn about a subject, in this case the slide rules, but also the people and companies behind them. This may give you the clue why and when certain developments took place. For Dennert and Pape we

already have that nice yellow book edited (and written) by Karl Kleine and Klaus Kühn. As we live with Karl and his collection not only of slide rules, but many books, manuals, leaflets, and other kinds of documents about slide rules and computing in general, it was nice that he helped me with my stories for the bears. [A little aside: I saw that he still has a number of copies of the Aristo book, and he told me that would like to sell them to fellow collectors. So write him an email!] But it is another book and the associated event that I want to talk about now.





Altona, which was a little town next to Hamburg on the river Elbe until it became part of Hamburg in the 1930s, was the home of D&P. As such, they still have their own municipal museum. From June 2011 to July 2012 this museum ran a special exhibition on D&P / Aristo. The early history of D&P as instrument maker, in particular for surveyors gave them the title "Vermessenes Altona". For this exhibition they produced a fine book of 128 pages; not an exhibition catalogue, but a company history with many pictures. A few items of that exhibition are the subjects here.

First, there is the picture on the cover of the catalogue, showing how flexible an ARISTO Scholar slide rule can be. DO NOT TRY THAT WITH YOUR SLIDE RULE! Why? If you look closely, you can see that it was an early Scholar 902 model, i.e. the very first model of the Scholar series (before it became the 903 with some changes). It was made of Astralon, as later models, but of a different kind: In the early 1950s the plastic material for the production of slide rules was created by pouring hot plastic material in large forms that made sheets of about .6 to 1,8 meters size. When cooling down and becoming solid plates, the molecules formed very long and stable molecule chains. The slide rules were made by cutting these large solid sheets of Astralon. See the pictures in the "Yellow Book, page 220. These long and stable molecule chains made the slide rule that flexible without breaking. (We assume that the rule for this photo from the early 1950s was also but heated to perform this extraordinary stunt.) When the technology to make the slide rules was changed to mould injection, together with some modification of the Astralon formula, the chemical structure did not change much,

but the resulting molecule chains were much shorter. The result: When people tried to replicate that picture, the slide rule broke. D&P got many complaints about broken rules, and to save their image they had to send out many replacements. The company bitterly regretted that picture in advertisements, as stunning as it is. This was of course not made public; Karl only heard about it from members of the Dennert family. Lesson: Be careful when you make (or implicitly suggest) extreme statements in advertising. [Did anybody just say "Tesla autonomous driving"]

There were number of other nice items at the exhibition. For the opening there were also a number of RST members, and Karl took some photos. One of them was a technical drawing for a special slide rule, an ARISTO 90119 Schuß-Rechenstab for the Spanish military. The model does not matter, but how D&P prepared for its production. It is a technical drawing at a 2:1 scale, i.e. double size, of this special slide rule of 330 mm total length, with all the details. It was shown in a picture frame under glass, so unfortunately Karl had large problems to take photos; there was always some reflection of the many light sources of the museum. We just show an example to make you realize what it takes to make a slide rule. Karl told me that he never had seen anything comparable from any other slide rule manufacturer.





There is still more to tell, but we will keep that for more Newsletters, as we have a little note by James, who is a fan of David Attenborough's movies of natures and animals in the wild.



Hello everybody, just a year ago, we had a page here in the Newsletter about Sir David Attenborough's 99th birthday. Now, on May 8th, 2026, he had his 100th, and the BBC made a nice little movie, where the man from the palace wrote a letter to Sir David at his other home in Scotland. As it turned out, the delivery of that letter ran into a problem, but with the help of modern CGI-technology (which stands for computer generated image) a bunch of animals helped with that. Just look at https://www.youtube.com/watch?v=r9mmSgMh6ws

Widgetry – Trammels



This month's piece of Widgetry is a bit of a Postscript to last month's where the main item we featured was a Beam Compass, something to enable large diameter circles to be drawn in any of the usual mediums, pencil or ink. Well here we have Trammels, what a lovely word, and with a surprising number of different meanings, that are an alternative method for drawing large or even larger diameter circles, so called Architects Trammels in a lovely little box.

Trammels come as a pair, two devices that can be attached to a wooden bar of whatever dimension you care, and the distance between the two devices adjusted to whatever is required. My set, picked up at a boot sale many years ago for pennies, are labelled B.J Hall Ltd of Westminster SW but also with branches all over the country. They could have been made by any of a large number of manufacturers and simply rebranded.



Of note is that one of the trammels (left) is fitted with a fine screw adjustment which allows quite surprising accuracy in the setting of the distance between the two devices.

Trammels come in a variety of types and sizes, illustrated here adjacent are a pair of much larger and cruder bronze trammels presently for sale on eBay for £85 but the principle is exactly the same. They are fitted to a lath or widen bar / measure for use. An eBay search will find numerous examples.



That's It! Enjoy and Please Continue to Respond. Cheers Pete.